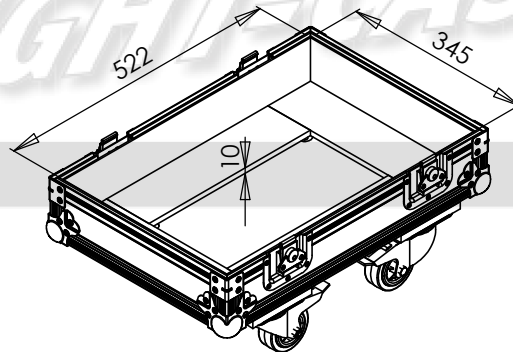
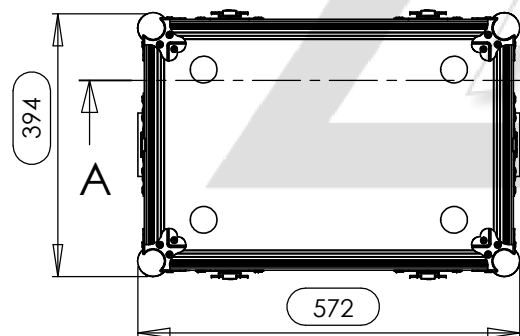
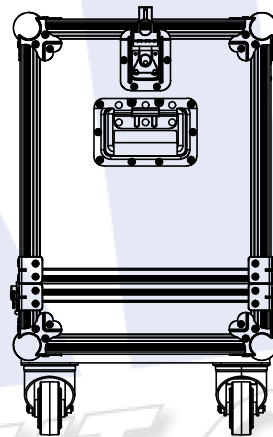
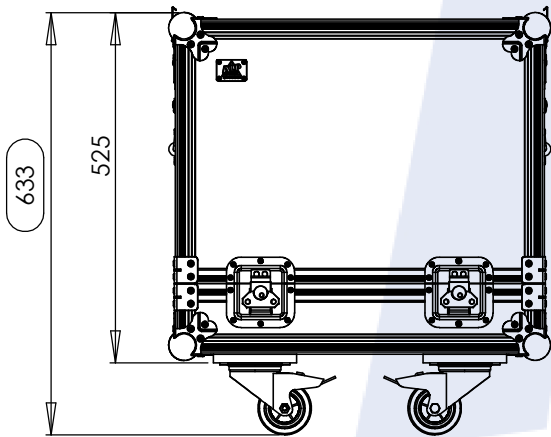
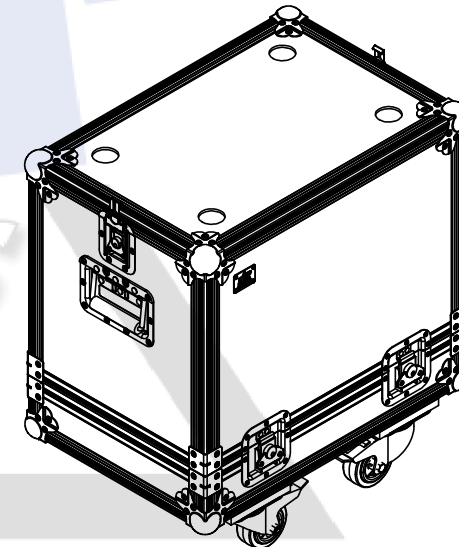


SECTION A-A



Interior dimensions		
Width	Depth	Height
522	345	440
Weight	Approx. 16 Kg	
Wall Thickness		9mm
Hardware		
Qty	Ref.	Description
8	B1930	Corner brace for 35mm angle case
8	C1993/3EZ	Ball Corner large three-leg cranked 35 mm 9 holes
2	34082	Recessed sprung handle medium model
4	L905-915	Key lockable medium Butterfly special
2	17343	Small overlatching butterfly catch in dish.
2	RODA.80T	Swivel castor Ø80 mm with brake
2	RODA.80	Swivel castor Ø80 mm without brake



Reference	<b>A201023.1</b>	
Drawn by	CoolerMaster	
Date	31/05/2017	
Scale 1:8	units in mm	general tolerance
	DO NOT SCALE	1mm
1st Angle projection	<b>FC, 1x TÊTE</b>	

